

Quality time for better care

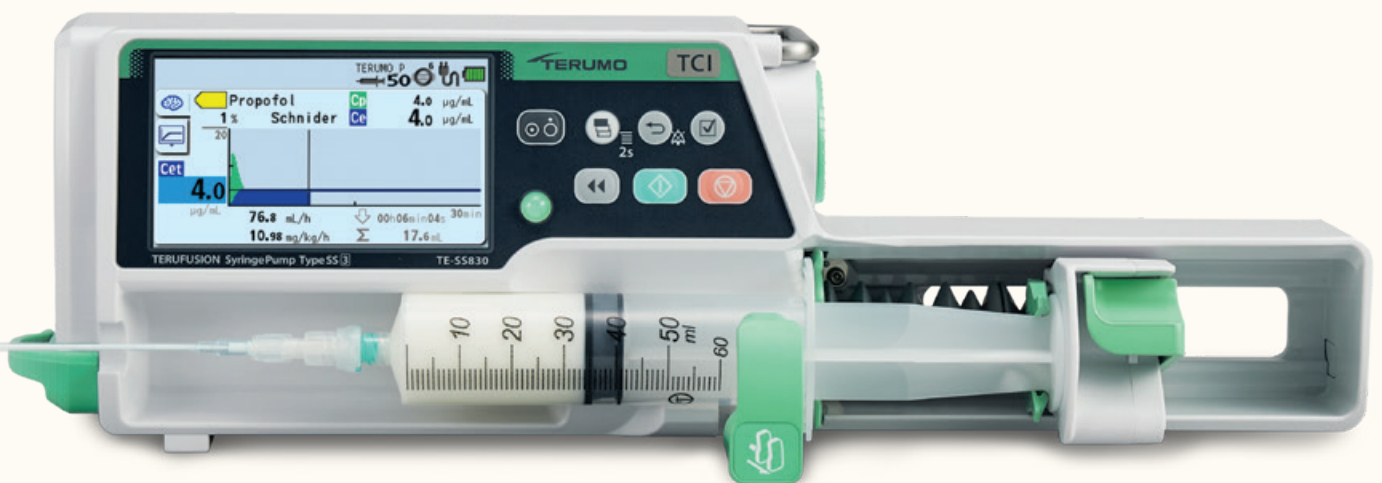
"Quality time for better care" is the brand promise of Terumo Medical Care Solutions for everyone involved in healthcare.



HOSPITAL CARE

Terufusion™

Infusion System



EASY
HANDLING

ENHANCED
SAFETY

Terufusion™

OPTIMIZED
WORKFLOW

Target controlled infusion

Terufusion™ Infusion System

A clear view on infusion



Japan, a country admired for quality where striving for excellence and constant improvement is a way of life and where traditions like honor, loyalty and respect take a central role in the development of products and global standards.

Terumo corporation is a world leader in the industry of medical devices and a pioneer in technology offering greater safety to health care professional and patients with innovative and intelligent syringe and infusion pumps. Terumo intelligent syringe and infusion pumps make the administration of medication reliable and exact in an intuitive and practical way providing greater safety, ease of use while optimizing critical workflows for improved patient outcomes.

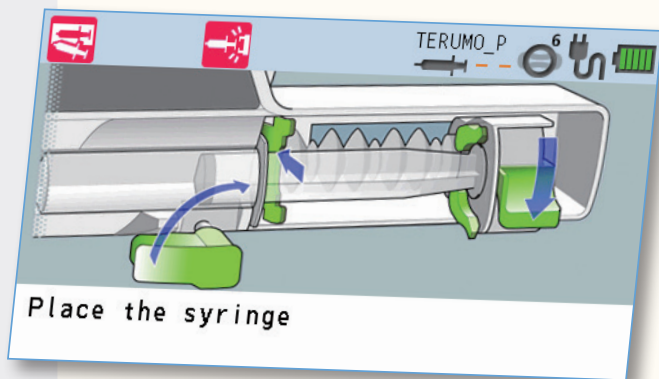
Concept of Advanced Infusion System



Core elements are further defined and explained in the respective chapters.

Terufusion™

Concept of Advanced Infusion System



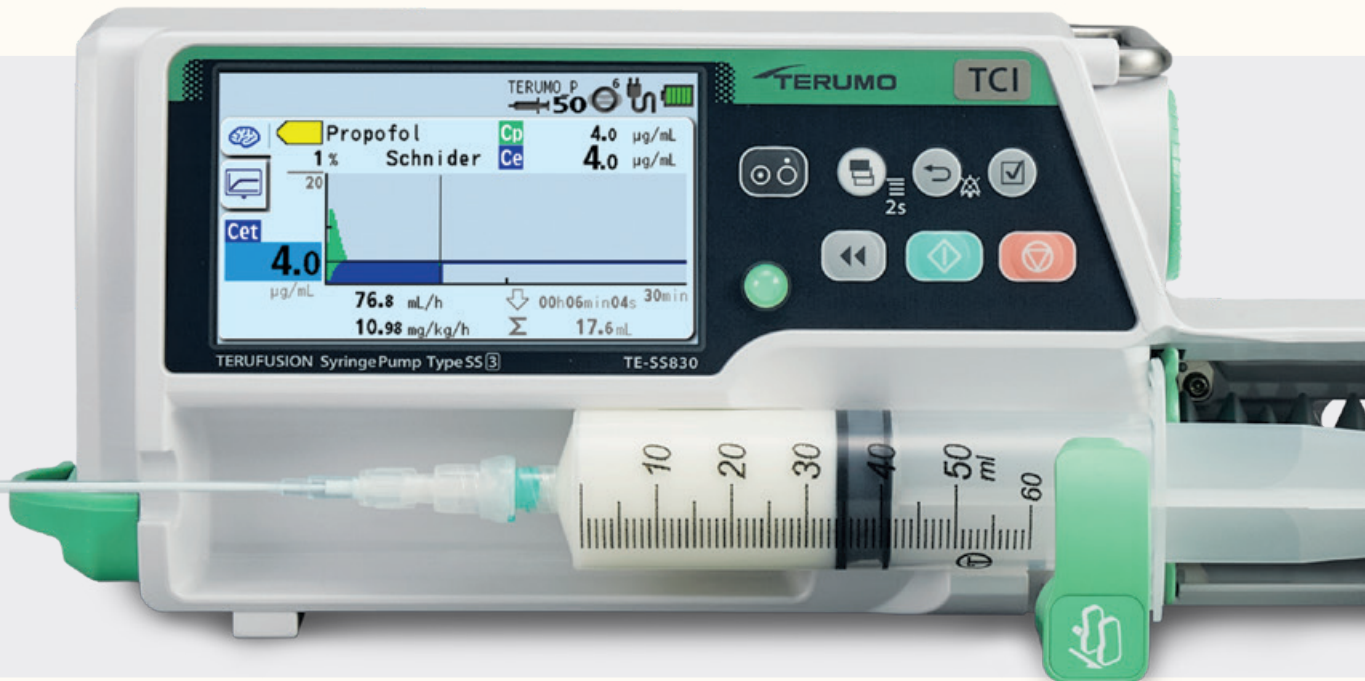
EASY HANDLING

All-in-one information on the big color screen

Terufusion OTCI-pump helps healthcare professionals to see all relevant information at a glance.

Easy power supply

The internal battery of the pump allows the doctors to work in an efficient way. When the pump is attached to the rack, only 1 power cable will supply the different pumps in the rack allowing to avoid multiple cables in the operating room.

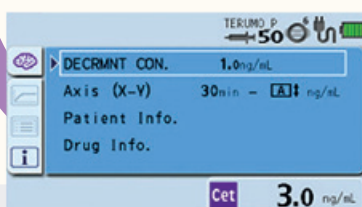


Graph screen

Text screen



Information screen



OPTIMIZED WORKFLOW

All relevant information displayed in different formats

When the Terufusion pump is running in TCI-mode, the healthcare professional can easily switch between 3 different views: graph screen, text screen or information screen according to his/her need.

Automatic and customizable graph axis scales

The scales of the axis can be adapted to allow easy interpretation.

Short learning curve

Terufusion OTCI-pump has the same interface, hardware and menu as the other Terufusion pumps to minimize the learning time and reduces operating errors.

Easy disposable setting

Visual instructions on how to set a syringe are shown on the screen to facilitate the starting up of the pumps.



Changing decremental concentration

The decremental concentration can be easily changed to optimize the workflow.

Pump customization

Your hospital only works with one brand of syringes? You prefer default values for target concentration, patient parameters, dilution or decrement concentration? This is all possible, pump can be customized to fit what the healthcare professional expects.

ENHANCED SAFETY

Easy monitoring of Cp and Ce¹

The clear colored graphs allow the doctor to monitor the plasma and effect-site concentration ensuring the well-being of the patient.

Different plasma and effect-site models

- Propofol: Schnider, Marsh, Kataria, Paedfusor
- Remifentanyl: Minto
- Sufentanil: Gepts

Plasma limit setting in effect-site TCI

The upper limit of plasma concentration can be set within the range of 200 to 350% to avoid overshoot.

Flow rate limit settings based on patient characteristics

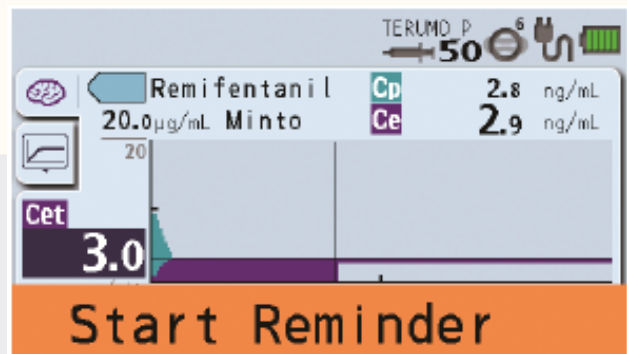
To ensure safe delivery of medication to the patient, the flow rate limits can be programmed in the pump.

Limitations of extreme parameters

The Terufusion OTCI pump will not allow to start infusion when unrealistic parameters are used such as age, height, weight to prevent abnormal dosage.

Start Reminder

When the syringe is correctly placed and the target concentration (Cpt/Cet)² has been programmed, the start reminder alarm will remind the doctor to start the infusion.



¹ Ce = effect-site concentration, Cp = plasma concentration

² Cpt = Target Plasma concentration, Cet = Target Effect-site concentration

Terufusion™ pumps portfolio



The OTCI Terufusion pump is the latest addition to complement the extensive range of 3rd generation pumps currently available.

Terumo used its many years of experience in TCI to develop a state-of-the-art TCI model. Terufusion OTCI pump was developed with leading anesthesiologists and incorporates Terumo's intuitive interface, menu's and color screen providing speed, accuracy and enhanced patient safety.

Standard pumps



TE-LF630xxx / TE-LF632xxx



TE-LM730xxx / TE-LM732xxx



TE-SS730xxx / TE-SS732xxx

SMART pumps with IT-features



TE-LM830xxx / TE-LM835xxx



TE-SS830xxx / TE-SS835xxx

OTCI-Pump



TE-SS835xxxP

Clear view on infusion

Terumo offers a comprehensive portfolio of solutions for the complete infusion line-up: user-friendly syringe and volumetric pumps and racks, as well as a wide range of accurate, easy-to-use disposables, such as an extended range of infusion sets and syringes.

Hardware accessories

Included accessories

- AC power cable
- Pole clamp (screw type)
- Instruction manual

Rack systems


- TE*RS700N
- TE*RS800N03
- TE*RS811N

Optional accessories

- One touch pole clamp TE*877

Terumo Luer-Lock syringes

- Available in different sizes
- Transparent barrel
- Bold and easy legible scale markings
- No latex & PVC components
- Silicon coating
- Double contact gasket



Your Terumo partner

